

YAP Ireland Limerick, Clare & North Tipperary Profile and Outcomes Summary 2011 - 2016

“YAP is excellent. The support is brilliant, Advocate and YAP are there as a back-up” – YAP Mum

INTRODUCTION

YAP Ireland worked with 38 Young People and Families in 2016 including 26 new young people who were referred for the first time. Young People and Families are primarily referred by TUSLA social work teams to address a range of issues in their lives. The YAP Model uses a strengths based, needs led, wraparound intensive support service with community based advocates to help them achieve their goals.

The primary purpose of YAP Ireland is to support young people and families to live positive lives in the community wherever possible. Our data shows that of the Young People who were living at home at the time of referral, 90% remained at home at the end of the programme. This is not only a major cost saving to the State but the outcomes illustrate the long term benefit to the young people and families of participating in the YAP Programme. In 2016 we have seen an increase in referrals from HSE Disability and Mental Health Services and Oberstown Children’s Detention Centre.

OUTCOMES

Outcomes are recorded for Young People over four domains; Self, Family, Education and Risky Behaviour. Data for 151 young people worked with between January 2011 and October 2016.

<p>SELF:</p> <p>82% improvement in Relationship with Peers 79% in Self Esteem/ Confidence 82% in Withdrawn/Isolated</p>	<p>FAMILY:</p> <p>78% improvement in Parenting Skills 84% in Social Supports /Family 89% in Home Environment – Physical/Financial</p>
<p>EDUCATION:</p> <p>78% improvement in General Behaviour; 79% in Attendance 73% in Aspirations.</p>	<p>SAFETY/RISKY BEHAVIOUR:</p> <p>84% improvement in Risky Behaviour 83% in Impulsivity 93% in Co-operation with JLO/Gardaí</p>

(See full outcomes tables below)

NUIM Longitudinal Evaluation of YAP Ireland 2014.

The National University of Ireland Maynooth evidence based evaluation evidences the positive outcomes achieved by young people and families through participation in the YAP Programme and reinforces the impact of the strengths based, needs led, flexible model on their lives. See full report at www.yapireland.ie.

STRENGTHS & DIFFICULTIES QUESTIONNAIRES (SDQ’s)

Following on from the NUIM Longitudinal Evaluation YAP Ireland have continued to use SDQ’s as a tool for measuring improvement in resilience for Young People engaging in the YAP Programmes. The data is for 169 Young people and Parent /Carers who have completed 3 SDQ’s.

Average 'Total Difficulties Scale' for people who completed all 3 SDQ stages.

	Parent/Guardian	Self
Stage 1	19.28	16.07
Stage 2	17.80	15.16
Stage 3	16.41	14.07

Before engaging in the programme parent/carers gave young people an average score of 19.28 (At Risk) on the total difficulties scale reducing to an average score of 16.41 (Borderline) at programme end. Young people at the outset scored themselves lower with an average of 16.07 (High Average), reducing to 14.07 (Medium Average) at programme end. Overall both parent and Young People report a reduction in overall difficulties with Parents/Carers reporting the biggest improvement.

Participation and Voice. Young People and Families were involved in a wide range of Participation activities across the country culminating with a major conference in Croke Park in August attended by almost 300 young people, families, professionals and staff. The theme of Influencing Change gave them an opportunity to present their views of how services can improve to ensure that service users get the best outcome for themselves and their families. Young people have been involved in recruitment panels for YAP Ireland across the country in 2016 which has been extremely beneficial.

Investing in Children. YAP Ireland maintained our Investing in Children Award in 2016. We have assessed two other organisations for their membership award, both of whom were successful and we look forward to supporting a wide range of organisations to achieve the Award in 2017. Quotes from Young People who took part in this years' assessment:

'I'm putting things in place so that next year is better' - *Oisin*

'I now try my best at everything' - *Briega*

'I think YAP is brilliant. I would have never gone back to school if it hadn't been for YAP' – *Leigh*

QUALITY MONITORING

88% of Parents/Carers gave YAP a satisfaction score of 4+ out of 5

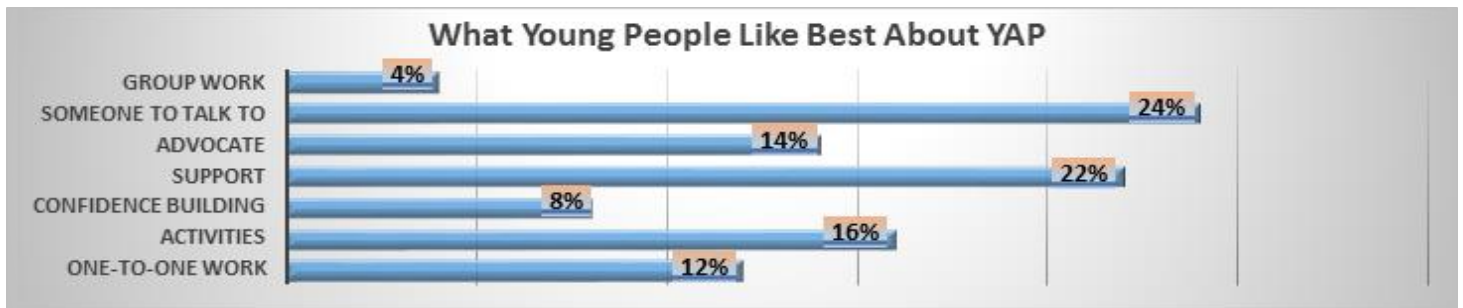
YAP Ireland carries out quality questionnaires with parents/carers to assess how their involvement with YAP is progressing and to input into service development and improvement. This is done over the phone, mid-way through the case by staff not directly involved in the casework. In 2016 we got feedback from 154 parents/carers. 84% resulted in positive feedback and, 90% felt that they were well informed and involved in their Young Persons Programme. 88% of participants gave YAP a satisfaction level score of 4 or more out of 5.

"Getting on great - it was up and down at first but now they have bonded and have great relationship and my son trusts the Advocate" – YAP Mum

"My relationship with my son is improving, as a result of work being done by Advocate" – YAP Dad Dublin

Young People Quality Questionnaire

To ensure that Young People had the opportunity to let us know their views of the programme we introduced quality monitoring questionnaires for Young People in 2016.



We asked young people if they felt that they had a say in the decisions made about the YAP Service. 72% of them said that they were always involved and 28% they were sometimes involved. 95% of Young People gave YAP 4+ out of 5.

We asked Young People if they could name one great thing about the YAP Services, here are some replies:

"Yes - I have gotten back to school and changed my ways."

"Confidence improved, able to socialise more, get back involved with sports again".

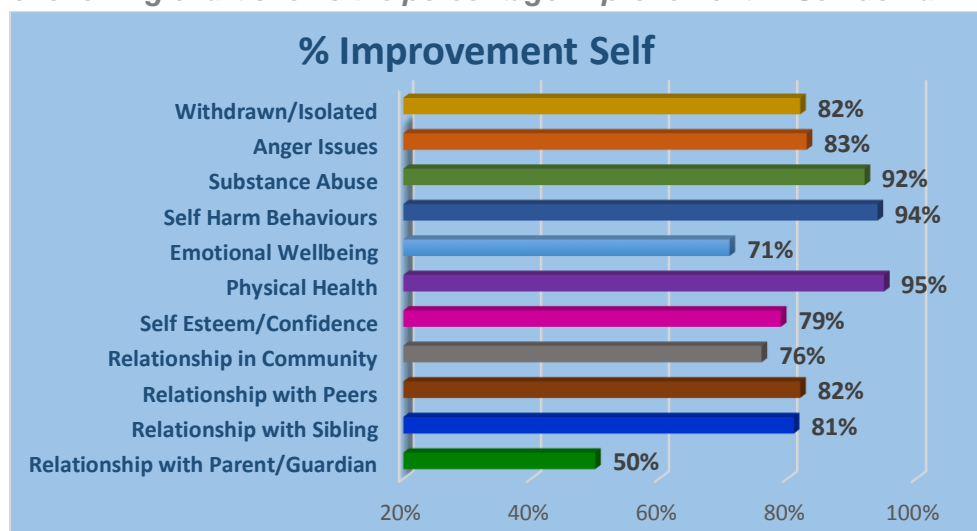
"I can now cope with my emotions and my relationship with my family is better."

SUMMARY OUTCOMES 2011-2016

The outcomes summary includes information for 151 young people worked with between January 2011 and October 2016. The longitudinal figures show that the programme remains effective in all the main factors with very little variation. The system measures the views of young people, families, referrers, advocates and managers when matched and then at the 6 month exit on a range of indicators.

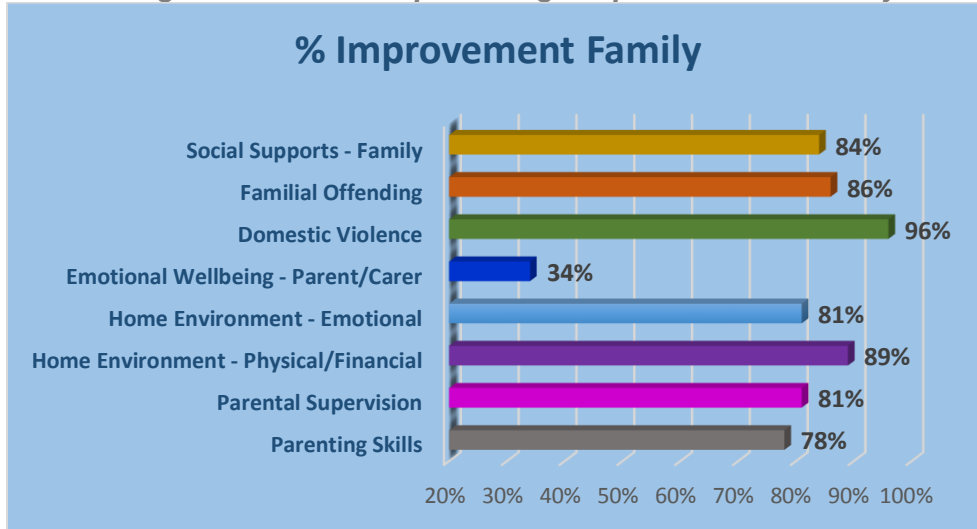
The outcome rating is on a scale of 1 – 9, with 1 indicating significant issues, 4 some difficulties, 5 is a medium point and 6 – 9 showing some or significant improvements.

The following chart shows the percentage improvement in Self domain.

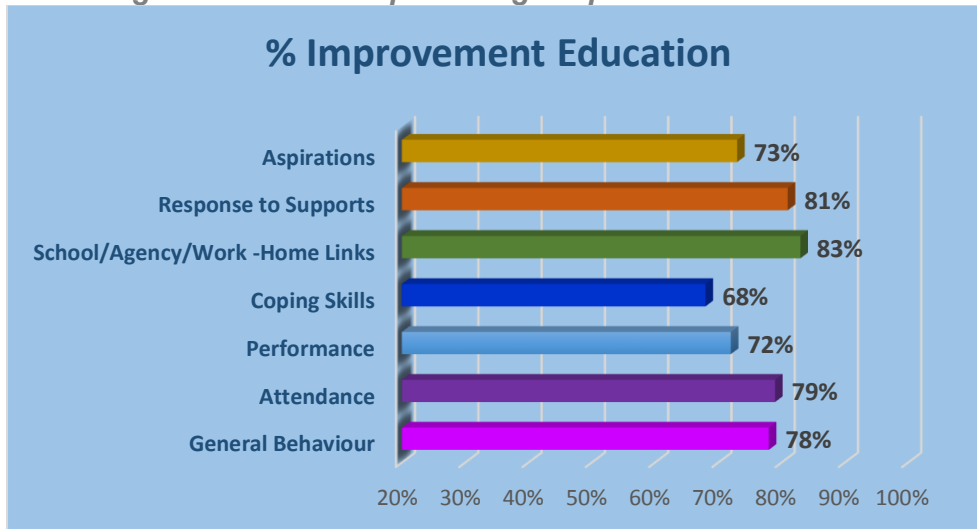


71% young people reported an improvement in Emotional Wellbeing

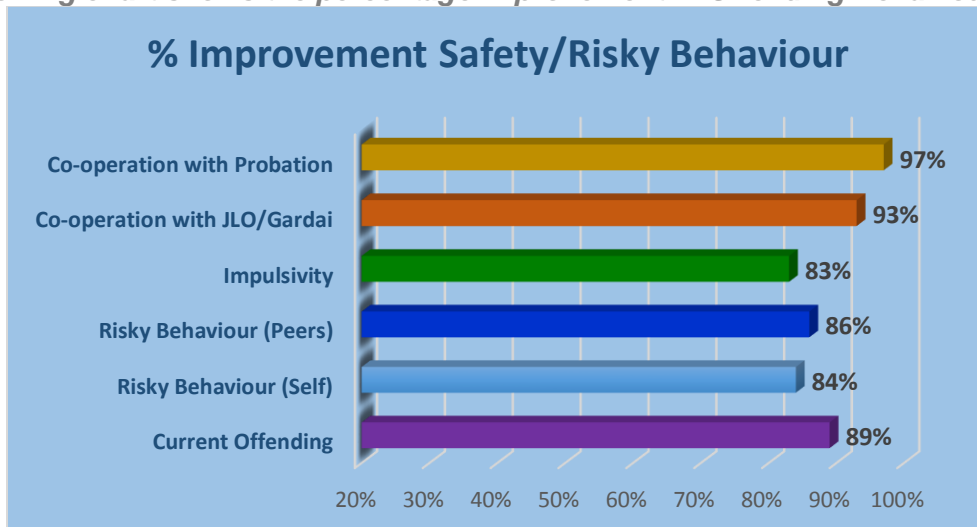
The following chart shows the percentage improvement in Family domain



The following chart shows the percentage improvement in Education domain



The following chart shows the percentage improvement in Offending Behaviour domain



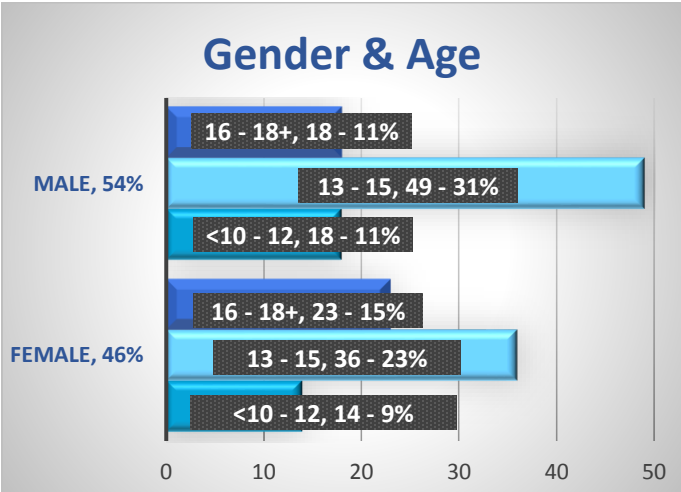
'YAP helps you believe in yourself and I have stopped blaming myself for things in the past' – Briege

PROFILE OF YAP YOUNG PEOPLE

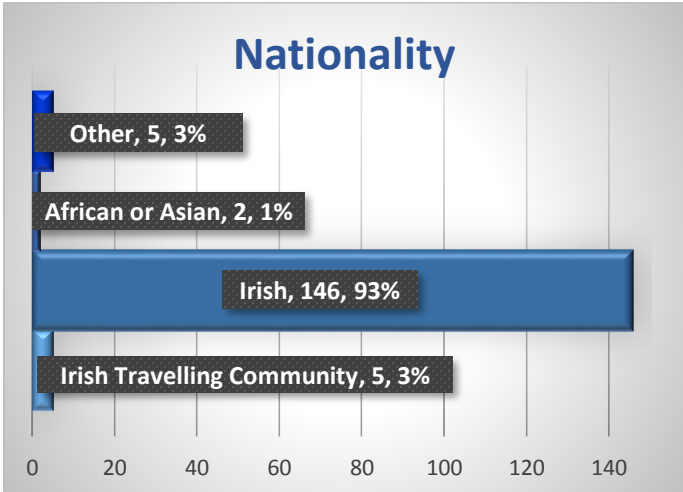
Yap Ireland gathers profile information of Young People and families that are referred to us. The data below relates to 158 Young People and Families worked with by YAP between January 2011 and December 2016. The profile remains consistent in 2016 with more boys than girls referred, 54% aged between 13 and 15 years. 41% are single parent families, with 77% having a medical card and 49% have a family history of drug or alcohol misuse.

Cohort Jan 2011 – Dec 2016

Gender & Age

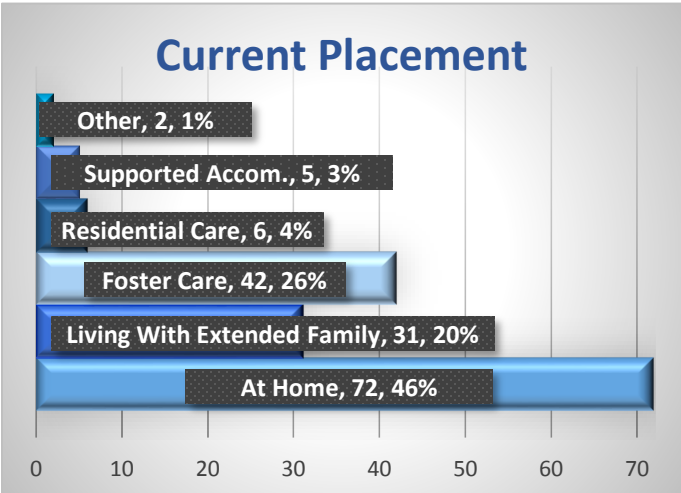


Nationality

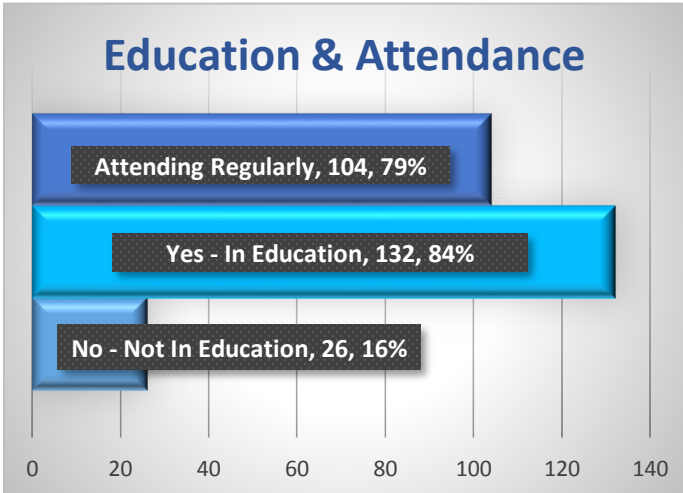


'When I first went to YAP, I was a lonely child but now every day I'm out doing something fun like playing soccer with my friends' – Dean

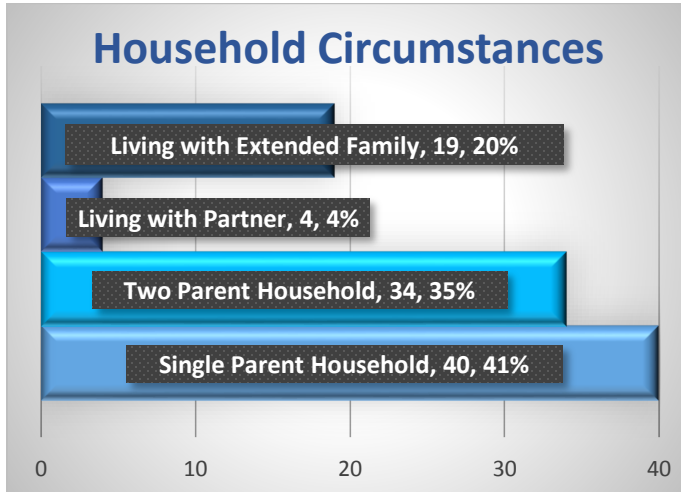
Current Placement



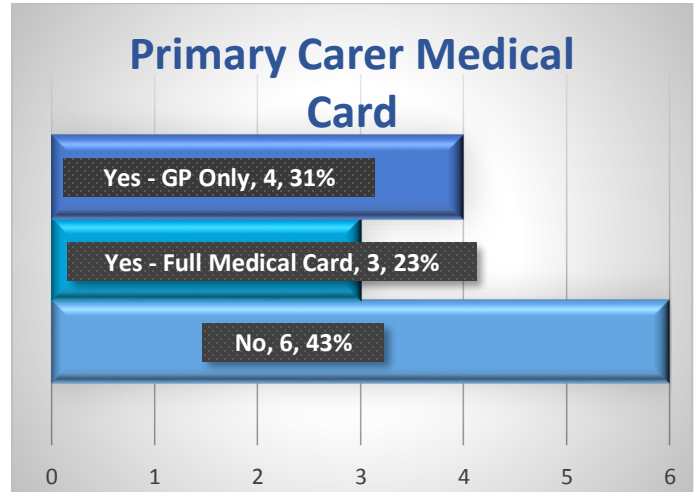
Education & Attendance



Household Circumstances

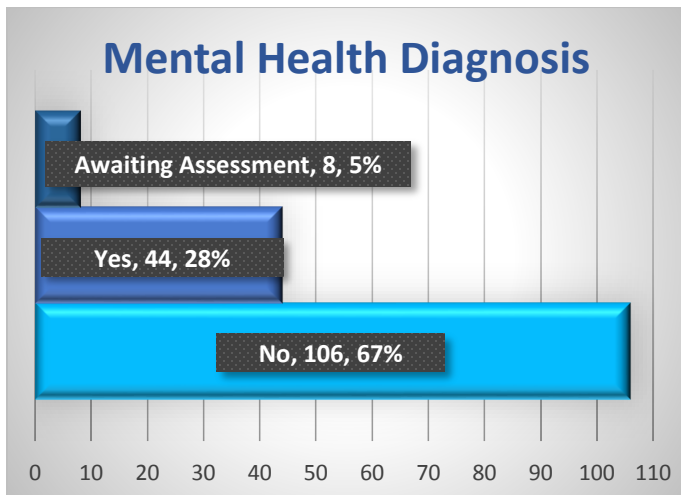


Primary Carer Medical Card

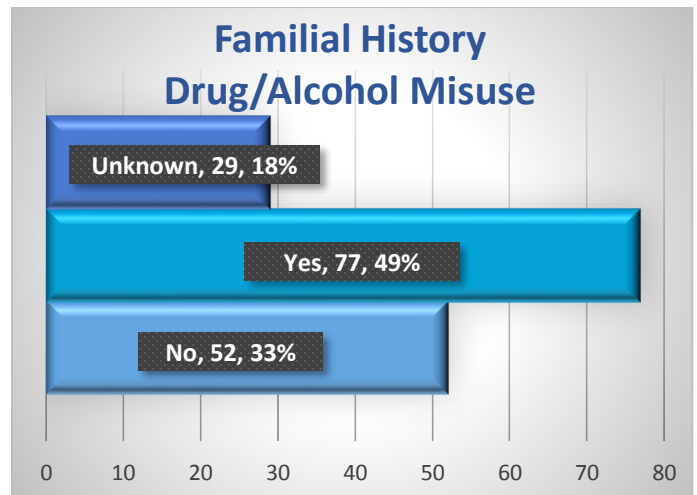


'Before I would be shy. I would start getting the stutters and pure worried. Now I don't care, I could speak in front of the whole of Ireland, it just wouldn't bother me.' – Leigh

Mental Health Diagnosis



Family History Drug & Alcohol Use



For further information on Youth Advocate Programmes Ireland please see www.yapireland.ie or YAP Ireland's Facebook page or Follow @YAPIreland on Twitter

"It is meeting my needs - giving me a break also. My child is happier and is dealing with issues. I didn't really have a break before this but now I have a few hours to myself a few times a week."

"Best service ever - can contact advocate if I am stressed."

"Stopped him going down the road of heavy heroin. I feel YAP saved my sons life."