

“I got to do Participation and its great, I’m really enjoying it.” – Young Person, Cavan

“I started to be more confident about myself.” – Young Person, Cork

Services Provided, Outcomes and Feedback from Young People, Families and Referrers

- 95% of young people who were at home when referred to YAP remained at home at the end of the programme.
- 77% of young people reported an improvement in their self-esteem and confidence.
- 88% reported an improvement in their home environment (physical/financial).
- 78% reported an improvement in school attendance.
- 83% reported an improvement in risky behaviour.
- 91% of parents/carers gave YAP a satisfaction score of 4+ out of 5.
- 91% of young people gave YAP a satisfaction score of 4+ out of 5.
- 92% of referrers gave YAP a satisfaction score of Very Satisfied or Satisfied.
- A 6-month placement with YAP costs approximately €10000 in total, compared with private residential places which can cost the state up to €6000 per week.
- YAP Ireland worked with 30 young people and families in Limerick, Clare and North Tipperary in 2018, including 23 young people and families who were referred for the first time.

“I got to do things that I'd never done before.” – Young Person, Dublin North

Youth Advocate Programmes Ireland is a registered charity providing a range of services to Young People and Families with complex needs across 22 counties. The YAP Model is a strengths-based, family focused, wraparound service that achieves positive outcomes for Young People and Families including increased resilience and wellbeing. The model is unique in Ireland as we employ community-based advocates to work directly with Children, Young People and Families in the community to support them to achieve their goals. The primary purpose of YAP Ireland is to support young people and families to live positive lives in the community. Children, Young people and Families are primarily referred to YAP by TUSLA social work teams, with small numbers referred by HSE Disability and Mental Health Services and Oberstown Children’s Detention Campus. In 2018 we commenced a pilot Independent Advocacy Scheme with HSE CHO2 Galway Roscommon and Mayo.

OUTCOMES

Outcomes are recorded for Young People over four domains; Self, Family, Education and Risky Behaviour. Data for 189 young people worked with between January 2011 and October 2018.

<p>SELF: 80% improvement in Relationship with Peers 77% in Self Esteem/ Confidence 80% in Withdrawn/Isolated</p>	<p>FAMILY: 77% improvement in Parenting Skills 85% in Social Supports /Family 88% in Home Environment – Physical/Financial</p>
<p>EDUCATION: 78% improvement in General Behaviour; 78% in Attendance 74% in Aspirations.</p>	<p>SAFETY/RISKY BEHAVIOUR: 83% improvement in Risky Behaviour (Self) 80% in Impulsivity 94% in Co-operation with JLO/Gardaí</p>

(See full outcomes tables below)

INVESTING IN CHILDREN

YAP Ireland maintained our Investing in Children Award in 2018. We have assessed five other organisations for their membership award, all of whom were successful, we look forward to supporting a wide range of organisations to achieve the Award in 2019. Quotes from Young People who took part in this year's assessment:

"I have been involved in my plan and what I want to do. I can pick and choose and he (Advocate) encourages and supports me."

"It gives me time to set my mind free, gets me out of a sad place."

"It's a great service to give to young people who don't have anyone to depend on."

QUALITY MONITORING

91% of Parents/Carers gave YAP a satisfaction score of 4+ out of 5

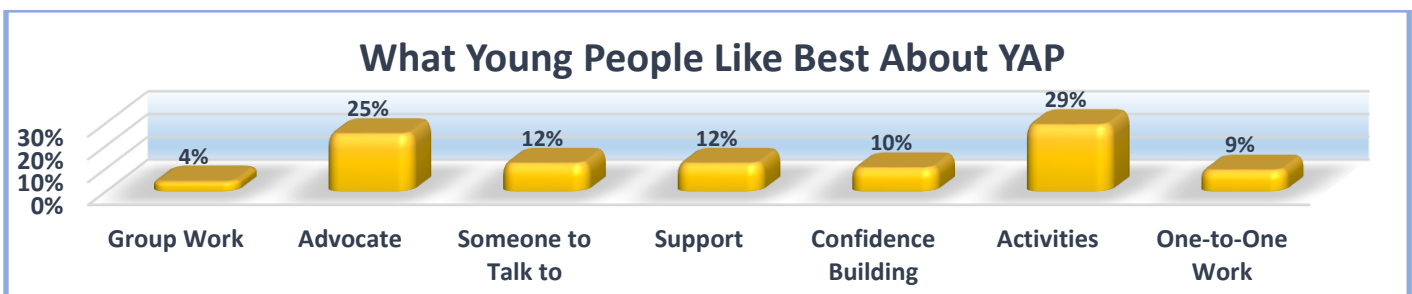
YAP Ireland carries out quality questionnaires with parents/carers, young people and referrers to assess how their involvement with YAP is progressing and to input into service development and improvement. In 2018 we got feedback from 145 parents/carers. 85% resulted in positive feedback and, 81% felt that they were well informed and involved in their Young Persons Programme. 91% of participants gave YAP a satisfaction level score of 4 or more out of 5.

"I have noticed a change in my son already - he has someone he can talk to and trust." - YAP Dad, Cavan

*"YAP is an absolute godsend. It has helped my son immensely. The difference in him in the past few months is incredible."
- YAP Dad, Dublin North*

Young People Quality Questionnaire

The response from Young People has continued to grow throughout 2018. In total 66 Young People took part in the Quality Questionnaire. 89% of Young People had a positive comment on the service. 92% felt that they sometimes or always have a say in their own service and 91% gave YAP a satisfaction rating of 4 or more out of 5.



We asked Young People if they could name one great thing about the YAP Services, here are some replies:

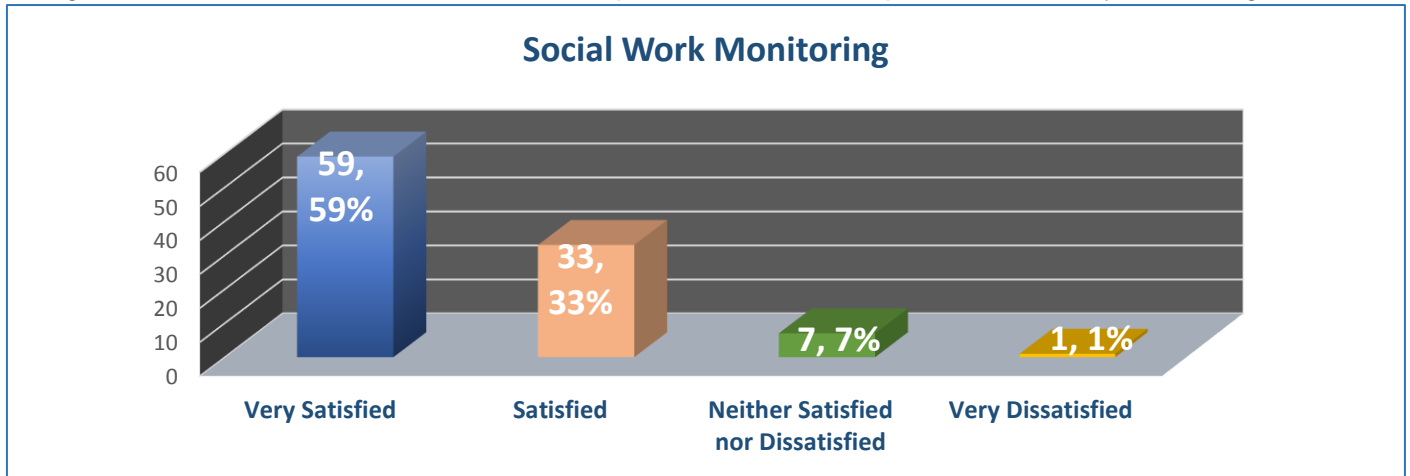
"I did the interview panel – got to have a say in what goes on."

"I visited the DSPCA centre and filled out forms for volunteering. My advocate helped me with this."

"My behaviour has improved a lot. I have been keeping out of trouble and not getting into trouble."

REFERRERS MONITORING FEEDBACK

80% of Referrers felt that the YAP referral form was easy to complete, 100% of Referrers would recommend to colleagues to refer to YAP. 98% of Referrers responded 'Yes' to the question - Would you refer again?



“This offer's a client centred approach for young people.”

“Great support for this young person and helped to build capacity to get out into community”

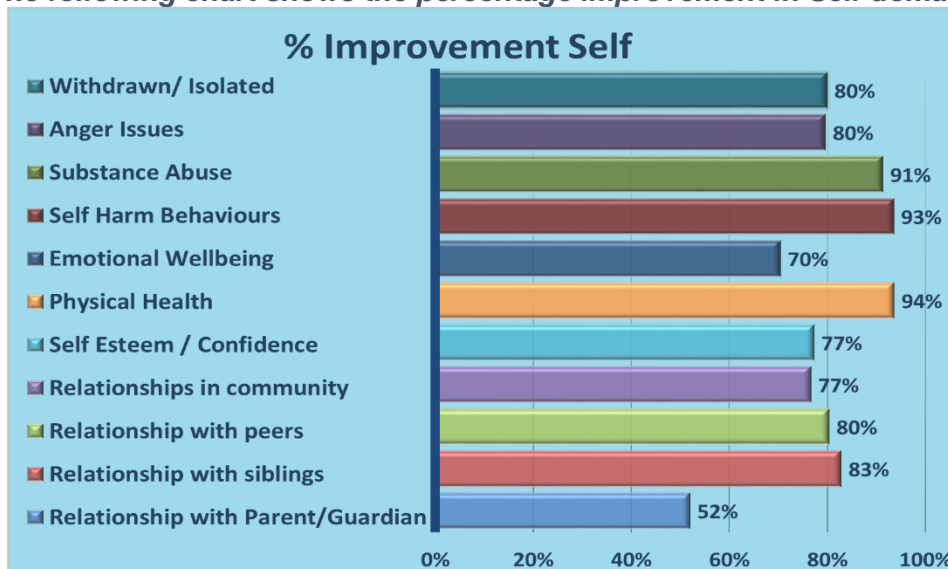
“The YAP Programme offered a number of different services to both the young person and their parent”

SUMMARY OUTCOMES 2011-2018

The Limerick, Clare and North Tipperary outcomes summary includes information for 189 young people worked with between January 2011 and October 2018. The longitudinal figures show that the programme remains effective in all the main factors with very little variation. The system measures the views of young people, families, referrers, advocates and managers when matched and then at the 6 month exit on a range of indicators.

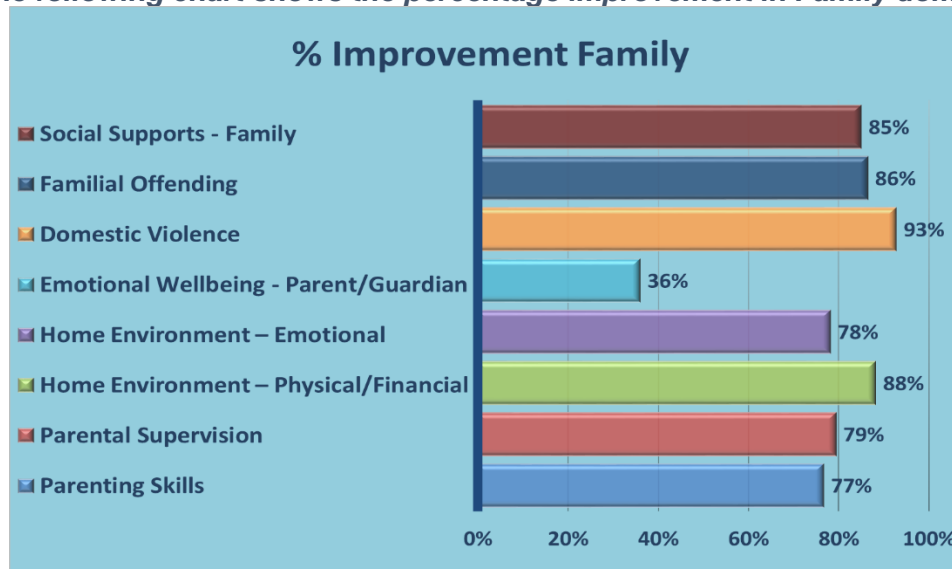
The outcome rating is on a scale of 1 – 9, with 1 indicating significant issues, 4 some difficulties, 5 is a medium point and 6 – 9 showing some or significant improvements.

The following chart shows the percentage improvement in Self domain.

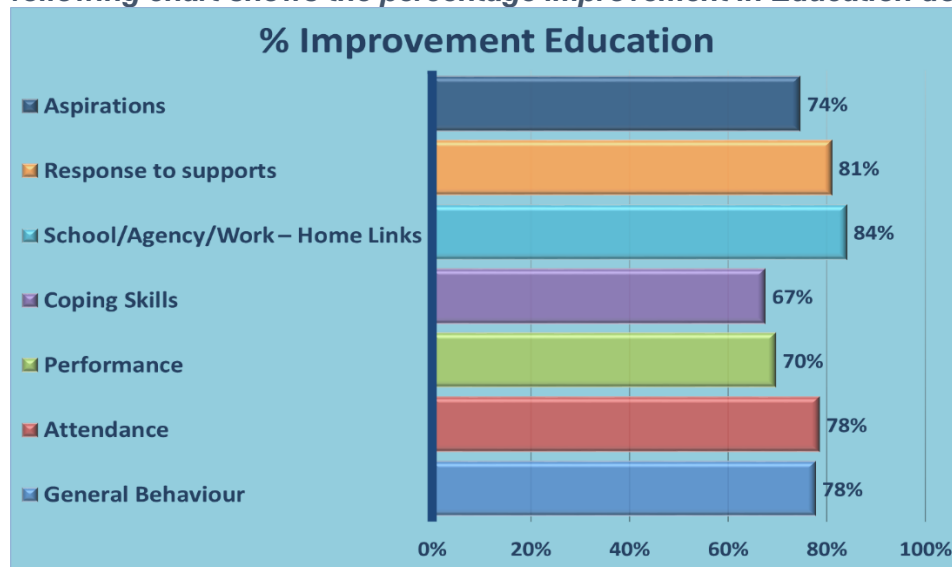


70% young people reported an improvement in Emotional Wellbeing

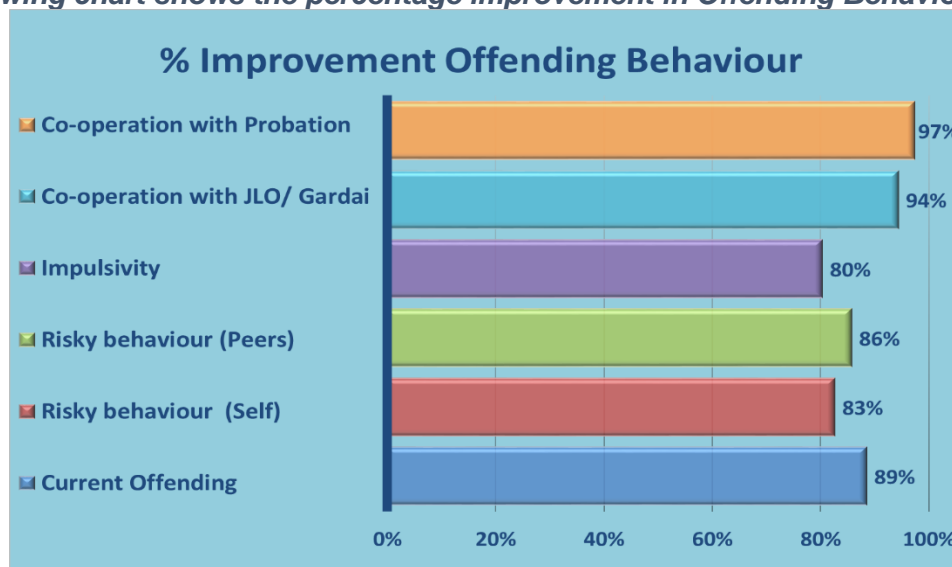
The following chart shows the percentage improvement in Family domain



The following chart shows the percentage improvement in Education domain



The following chart shows the percentage improvement in Offending Behaviour domain



“Provided a comprehensive and supported service to young person in crisis. Very flexible hours and built a strong relationship with the child who benefited greatly from having the service in their lives” – Yap Referrer

NUIM Longitudinal Evaluation of YAP Ireland 2014.

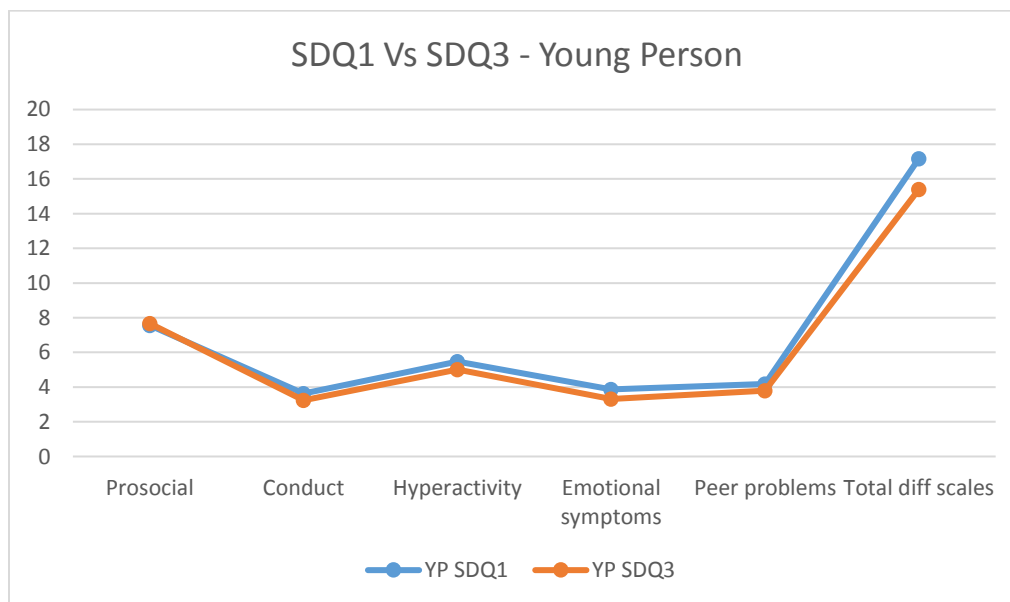
The National University of Ireland Maynooth evidence based evaluation evidences the positive outcomes achieved by young people and families through participation in the YAP Programme and reinforces the impact of the strengths based, needs led, flexible model on their lives. See full report at www.yapireland.ie.

STRENGTHS & DIFFICULTIES QUESTIONNAIRES (SDQ's)

YAP Ireland continue to use SDQ's as a tool for measuring improvement in resilience for Young People engaging in YAP Programmes. The SDQ's from 298 young people and their parents/guardians on the YAP programme were analysed. Scores from SDQ1s at the beginning of the programme were compared with scores from SDQ3s at the end. The analysis shows that there is a decrease in young people's difficulties scores across the four difficulties themes from the beginning of the YAP programme to the end of the programme. In addition, there is an increase in prosocial strengths scores at the end of the programme when compared with the start. Therefore, young people are scoring themselves as experiencing less difficulties in their lives by the end of the YAP programmes as compared to when they started on the YAP programme.

Table 1: Young Persons SDQ1 Vs SDQ3 scores

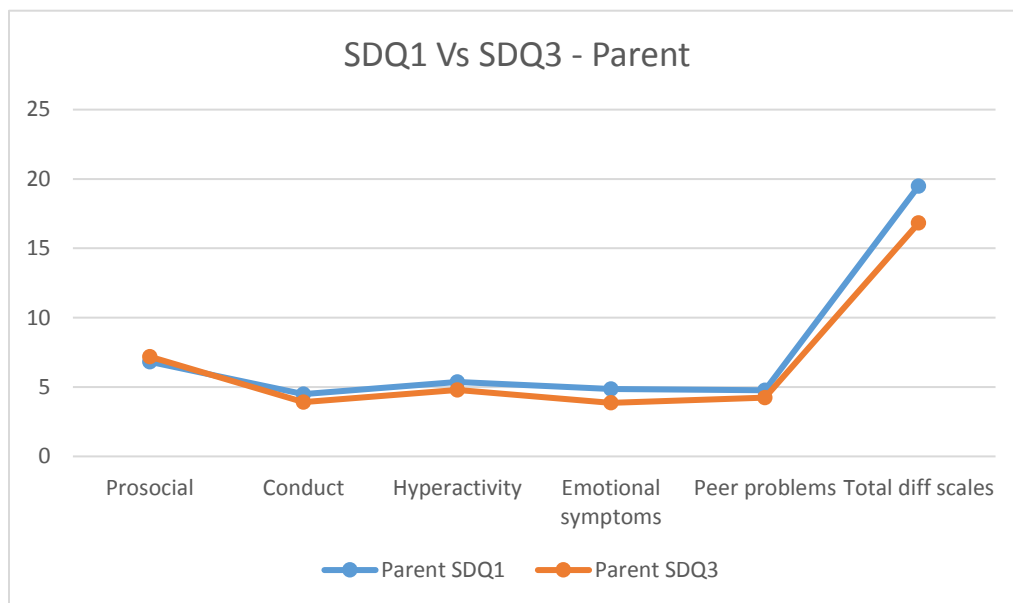
SDQ Type	Prosocial	Conduct	Hyperactivity	Emotional Symptoms	Peer Problems	Total Difficulties
YP SDQ1	7.55	3.63	5.48	3.87	4.18	17.16
YP SDQ3	7.66	3.24	5.01	3.32	3.79	15.39



These trends were also found in the 298 Strengths and Difficulties questionnaires gathered from parents/guardians. Again, we can see a consistent decrease in difficulties scores across the four difficulties themes from the beginning of the YAP programme to the end. Furthermore, there is an increase in prosocial strengths scores at the end. Parents/guardians also scored the young people as experiencing less difficulties in their lives by the end of the programme as compared to when they started. Indeed, parents/guardians identified greater difficulties at the beginning and saw a greater improvement for young people at the end.

Table 2: Parents SDQ1 Vs SDQ3 scores

SDQ Type	Prosocial	Conduct	Hyperactivity	Emotional Symptoms	Peer Problems	Total Difficulties
Parent SDQ1	6.82	4.49	5.36	4.85	4.77	19.49
Parent SDQ3	7.18	3.92	4.78	3.86	4.24	16.82



PARTICIPATION AND VOICE

Young People and Families were involved in a wide range of Participation activities across the country culminating with a major conference in Croke Park in August attended by almost 200 young people, families, professionals and staff. A range of resources were developed by Young People and Families addressing the topic of mental health and wellbeing which have been made available to services following the event. Young people have been involved in recruitment panels for YAP Ireland across the country in 2018. The Youth CEO Group completed an Action Research Project on social work services which they presented to Tusla in November who have committed to take the recommendations forward. See www.yapireland.ie for Report and resources.

“Thank you whoever came up with the YAP programme because it has helped me so much.”

“My behaviour has changed. I used to be cranky, but ever since I've started going out with my advocate she is really helping with that.”

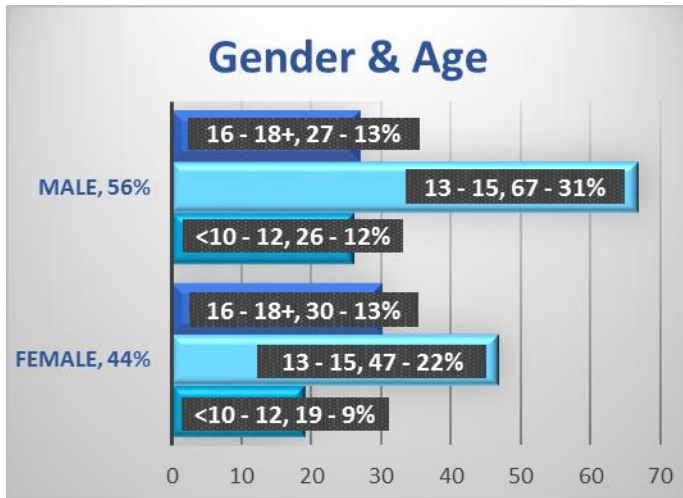
“My ideas were listened to; we both said yes to the plan.”

PROFILE OF YAP YOUNG PEOPLE

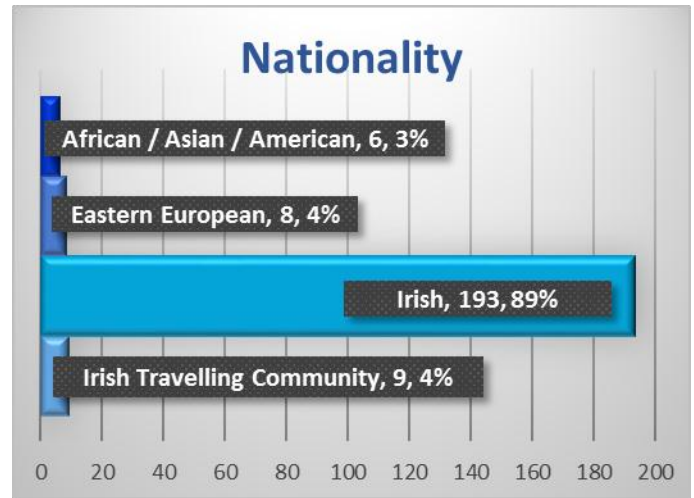
Yap Ireland gathers profile information of Young People and families that are referred to us. The data below relates to 216 Young People and Families worked with by YAP in Limerick, Clare and North Tipperary between 2011 and end 2018. The profile remains consistent in 2018 with more boys, 56% than girls, referred 44%, 53% of the cohort are aged between 13 and 15 years. 45% are single parent families. 77% of families have a full medical card and 49% have a family history of drug or alcohol misuse.

Cohort 2011 - 2018

Gender & Age

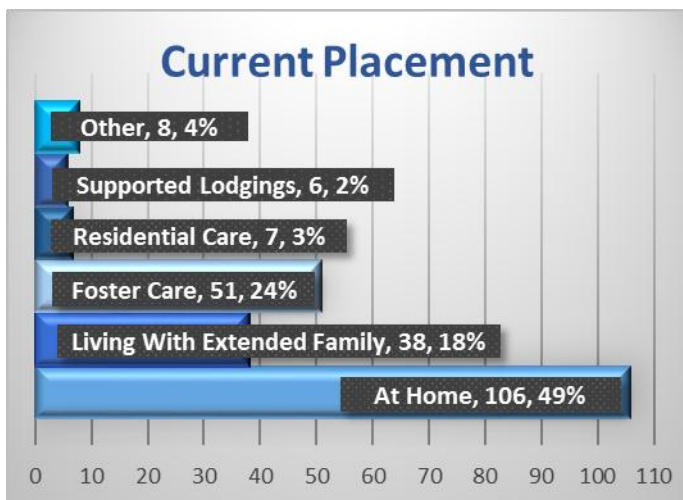


Nationality

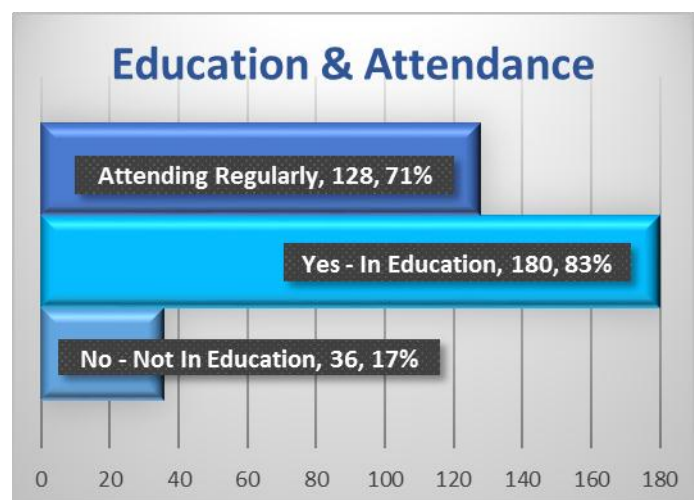


“I get to go the recording studio and am slowly learning to build up my confidence to get closer to my end goal.”

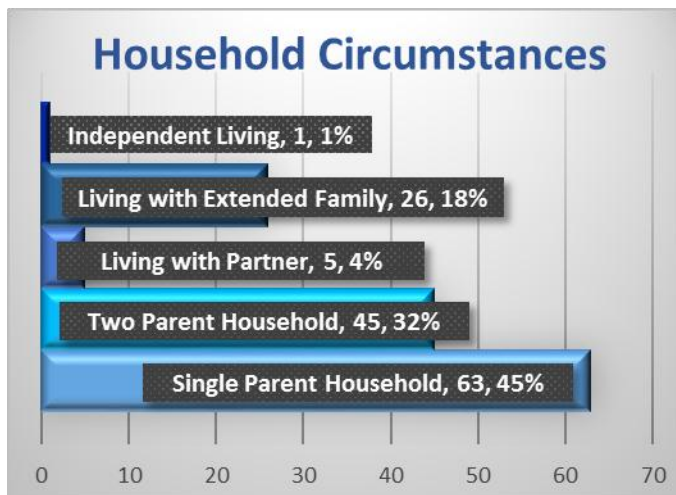
Current Placement



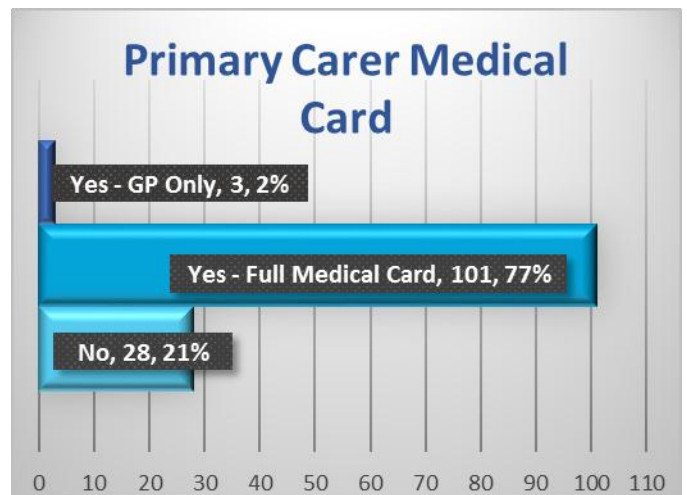
Education & Attendance



Household Circumstances

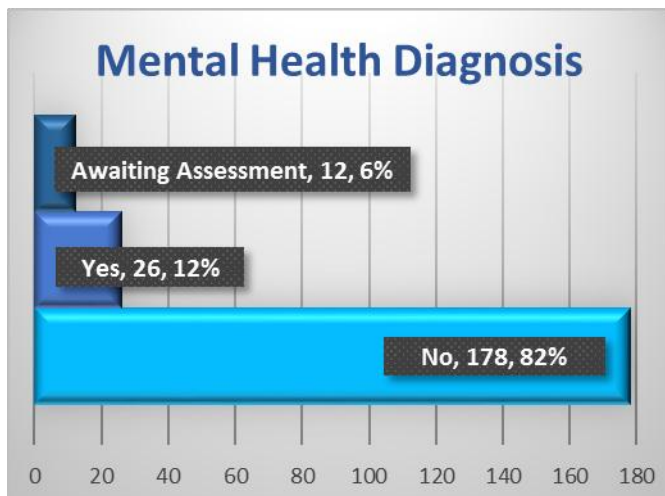


Primary Carer Medical Card

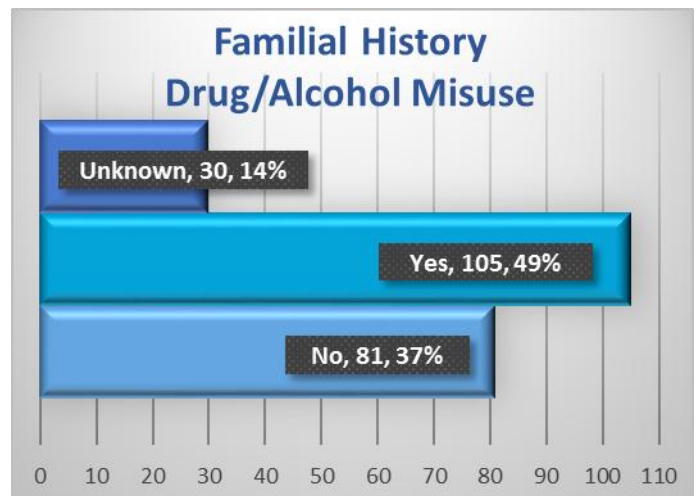


“I would give YAP 6 out of 5. It has been amazing so far.”

Mental Health Diagnosis



Family History Drug & Alcohol Use



“Lovely programme - keeps my mind occupied- giving myself and my mam a break”

“It's a very good programme & its helped me a lot.”

“Becoming more confident around other people”

“Me and my family are able to talk about things”

For further information on Youth Advocate Programmes Ireland please see www.yapireland.ie or YAP Ireland's Facebook page or Follow @YAPIreland on Twitter